

Getting Ready for New Curriculum



Program Strand: Identify core/foundational instructional practices that endure to support optimal student learning

Identifying effective pedagogical strategies and Implementation Planning.

Icebreaker



Goals of this Strand/Session

- ▷ Build leader confidence around implementation
- ▷ Share and explore processes to unpack and understand curriculum architecture
- ▷ Explore the connection between conceptual understanding and transfer through the new curriculum architecture.
- ▷ Discuss effective pedagogy that drives conceptual understanding and leads to optimal student learning.
- ▷ Share and create implementation models for consideration as part of designing School Authority professional learning.

School Authorities lead implementation.

Teachers implement curriculum.



SECTION 1 - Foundational Pedagogy and Curriculum Architecture



“By understanding, one can apply what they have learned to new situations in other contexts.”

-Page 22 of Guiding Framework



Table Talk Activity

- ▶ How does the structure of the curriculum support conceptual understanding and transfer? Who else in your School Authority needs to understand this?



Sticky Note Activity


- ▷ What pedagogical strategies will be most effective with the new curriculum?



Reflective Activity

- ▷ What pedagogical strategies are currently in your school authority and will be effective with the new curriculum? What pedagogical strategies do you need to add?


Section 2 - Implementation




Teacher Readiness



Research




Models




Communication

Teacher Readiness



- ▶ How do we know where to start?



- ▶ What research or best practices are you using in your implementation planning and identification of effective instructional strategies?

Research

My Drive > CASS - Curriculum Sharing Folder March 2022 ▾

Name ↑



*Session Documents - March 17-18



Black Gold School Division



Grasslands School Division



Horizon School Division



Wild Rose School Division




[Google Drive Folder to Share Plans](https://bit.ly/curriculumCASS)

<https://bit.ly/curriculumCASS>

Models for Implementation

- ▷ Where are you in your implementation planning? What do you need to support your implementation planning?



[Google Drive Folder to Share Plans](#)



<https://bit.ly/curriculumCASS>

Communication

- ▷ What communication strategies can help system leaders change the narrative?
- ▷ Consider:
 - Board
 - System Leaders/Team
 - Parents
 - Teachers
 - School Administrators
 - School Community
 - Community at Large







Thank-you

Jen Lefebvre jen.lefebvre@wrsd.ca

Terri Reid terri.reid@blackgold.ca

Katie Graham katie.graham@grasslands.ab.ca

Terri-Lynn Duncan terri.duncan@horizon.ab.ca

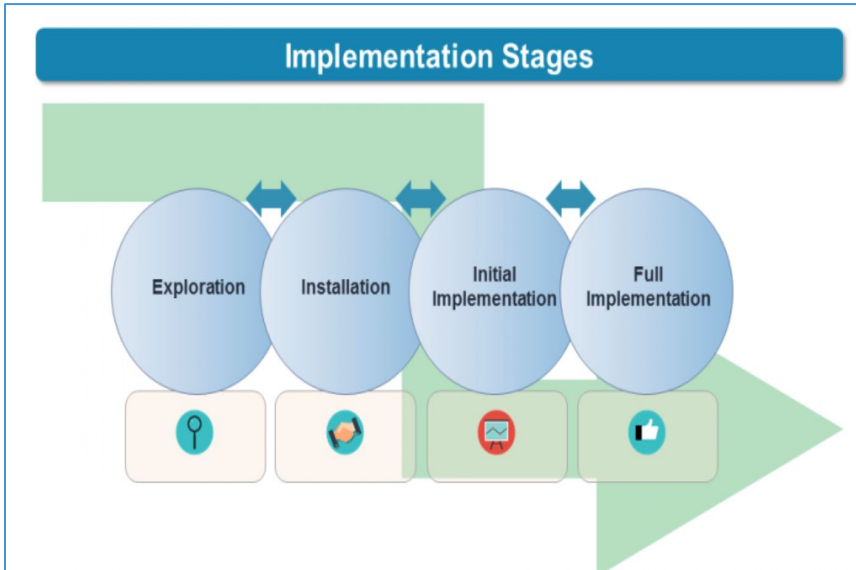
Your approach on Implementation

Number of implementation frameworks and models in the world....

Your interpretation of and comfort advocating for and using.... 3 approaches:

1. Stages of Implementation (more about the actions/timeline)
2. Made in Alberta (Essential Conditions “+” Comprehensive PL)
3. Implementation Science (Research Based –Complex)

1. Stages of Implementation = actions/timeline , needs at this stage



Exploration – identifying the need for change, learning about possible innovations that may provide solutions, learning about what it takes to implement the innovation effectively, developing a team to support the work as it progresses through the stages, growing stakeholders and champions, assessing and creating readiness for change, developing communication processes to support the work, and deciding to proceed (or not)



Installation – securing and developing the support needed to put a new approach or practice into place as intended, developing feedback loops between the practice and leadership level in order to streamline communication, and gathering feedback on how new practices are being implemented

Initial Implementation – the first use of an innovation by practitioners and others who have just learned how to use the innovation



Initial implementation is about trying out those new skills and practices, and getting better in implementation. In this stage, we are gathering data to check in on how implementation is going, and developing improvement strategies based on the data. Implementation supports are refined based on data. For example, we might find that a new skill educators are using as part of social and emotional development could be further strengthened by additional coaching from an expert; so we would think about how to embed these strategies into ongoing coaching opportunities, and how we would gather data on if the coaching is leading to the improved use of this skills.



Full Implementation – the skillful use of an innovation that is well-integrated into the repertoire of practitioners and routinely and effectively supported by successive program and local administrations

<http://implementation.fpg.unc.edu/module-4/topic-1-implementation-stages-overview/what-are-stages>

Planning for Implementation

cass.ab.ca/planning-for-implementation/

Planning for Implementation

Implementation Matters

Successful implementation is complex work. Planning requires an understanding of the characteristics of successful implementation, coherence among plans and priorities, and the intentional effort to plan for impact based on your outcome.

CASS has developed a plan to support members with implementation of the Professional Practice Standard. The plan includes a focus on building members' capacity as well as sharing strategies and approaches to support implementation of the professional practice standards in your school authority. To develop the plan, CASS made use of *A Guide to Support Implementation: Essential Conditions* developed by education stakeholders in Alberta. A planning template for your use is included here, as well as a sample of CASS's plan to support implementation.

Additional implementation planning tools are available from the Alberta Regional Professional Development Consortium (ARPD) site at <http://www.arpd.ab.ca/>

[Download Board of Control](#) [Download Core at Board Essentials](#)



- [Implementation Planning Template](#)
- [CASS Implementation Plan Tools](#)
- [CASS Implementation Supports and Impact Dashboard](#)

Implementation only happens when capacity exists

Plans to build and support its members' capacity. Developing a comprehensive professional learning plan has the potential to build greater capacity. CASS made use of *A Guide to Comprehensive Professional Development Planning* to create a professional learning plan. A planning template for your use is included here, as well as CASS plans to support members capacity.

[Download A Guide to Comprehensive PD Planning](#)



- [Professional Learning Planning Template](#)
- [2008-2009 Plan: National, NMA & Local PL Plan](#)
- [2008-2009 PL Plan - Focus on Professional Practice](#)

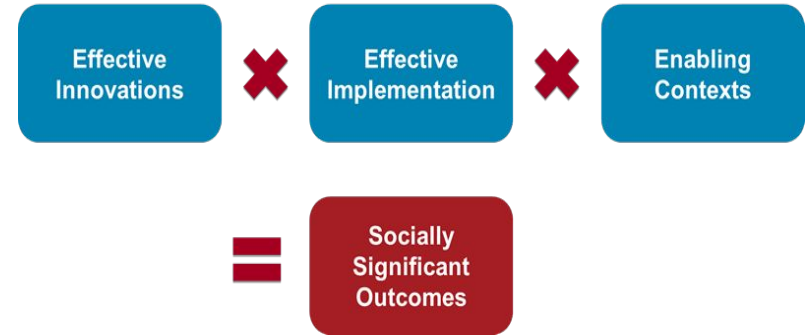
3. Implementation Science (Research Based –Complex)

Science of Implementation

...the study of factors that influence the full and effective use of innovations in practice.

National Implementation Research Network

Formula For Success



“Other” - additional resources

Leading Change

Clarify your why.

Keep it as your compass.



Act, learn and get better collectively as you go.



Learn and lead in equal measure.

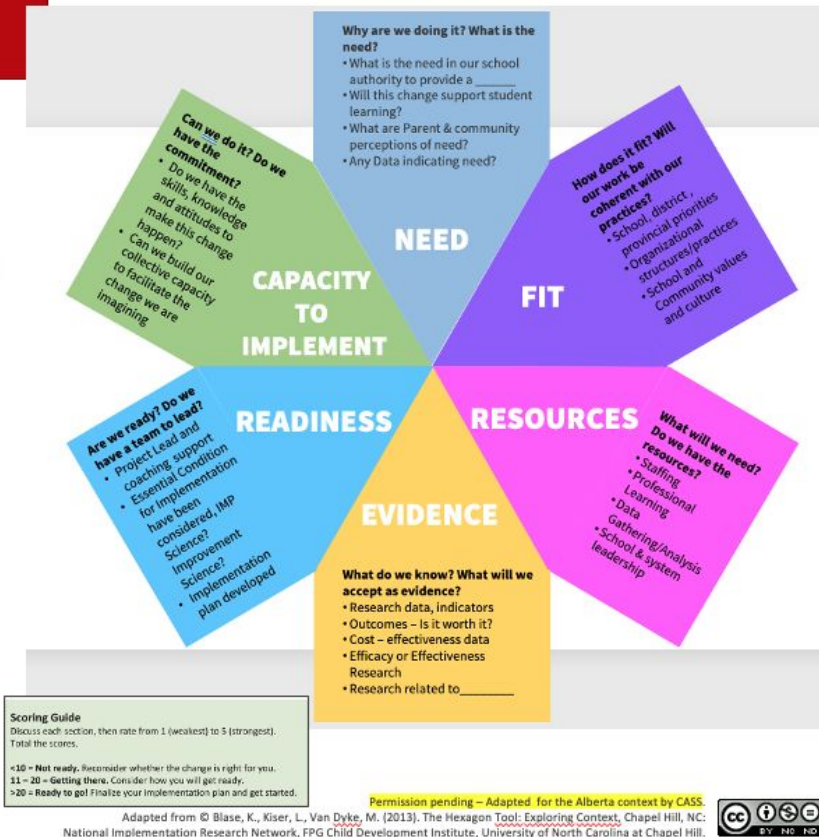
Rincón-Gallardo & Fullan, Forthcoming



The Hexagon Tool Exploring Context

The Hexagon Tool can be used as a planning tool to investigate readiness for change, value of the change and current conditions for successful implementation. See the NIRN Active Implementation Hub Resource Library <https://nirn.fpg.unc.edu/resources/hexagon-exploration-tool>

Focus	Literacy, Numeracy, Curriculum, Positive Behavior Supports or _____		
5 Point Rating Scale: High = 5; Medium = 3; Low = 1. Midpoints can be used and scored as a 2 or 4.			
	High	Med	Low
Need			
Fit			
Resource Availability			
Evidence			
Readiness			
Capacity to Implement			
Total Score			



- Longest serving CASS member please act as facilitator - begin with introductions
- Everyone access Hexagon Tool from Padlet or link in chat
- On your own or with group
 - Work thru questions for Need, Capacity and Fit - respond to rating scale
 - Discuss ratings and how you might imagine using the tool to engage and create buy in your district